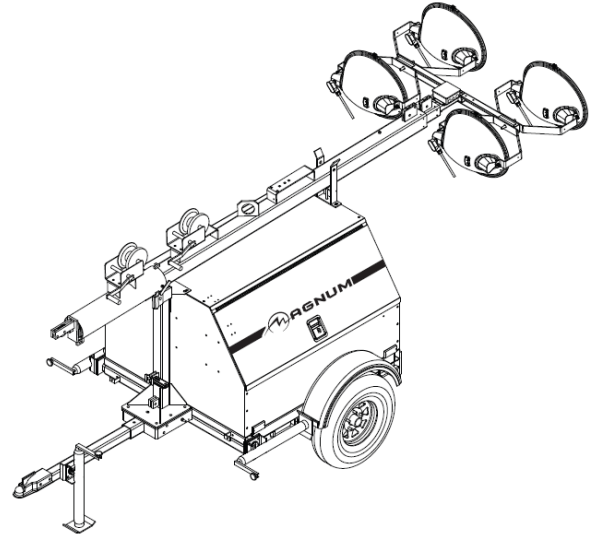


## Magnum Light Tower – MLT4250 Specifications

### ENGINE

- Isuzu® 4LE1-PV05 - liquid cooled, diesel engine
  - Standby - 34.5 hp @ 1800 rpm
  - Prime - 31.5 hp @ 1800 rpm
  - 4 cylinder
  - 2.20 L displacement
- Fuel consumption (prime) – 1.80 gph (6.81 Lph)
- 60 Hz engine/generator
- Industrial engine exhaust system
- Rubber vibration dampers isolate engine/generator from frame
- Cooling system capable of operating at 120°F ambient
- Full flow oil filter, spin on type
- Fuel filter with replaceable element
- Dry type cartridge air filter
- Polyethylene fuel tank with large diameter opening
  - 56 gal. capacity
  - 31 hr. run capacity
  - 3 ½" fill port



### GENERATOR

- Marathon Electric®
  - Brushless
  - 4 pole
  - Class H insulation
- Voltage regulation +/- 1% with Marathon SE350 Voltage Regulator

### SYSTEM OUTPUT

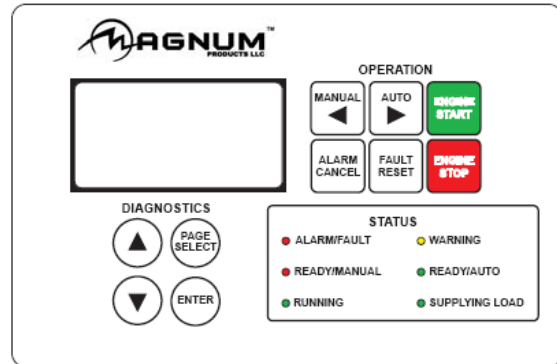
- 3 position selector switch
  - Single phase – 120 / 240V Zig Zag
  - Three phase – 120 / 208V Low Wye
  - Three phase – 277 / 480V High Wye
- 16 kW / 16 kVA – standby, single phase
- 15 kW / 15 kVA – prime, single phase
- 20 kW / 25 kVA – standby, three phase
- 18 kW / 23 kVA – prime, three phase

### SYSTEM CONTROLS

- Microprocessor-based controller
  - Backlit, 128x64 pixel resolution display
  - -40°F to 185°F operating temperature range



- Thermostatically controlled LCD heater
- Six LED indicators w/ lamp test
  - Alarm / Fault (Red)
  - Ready / Manual (Red)
  - Running (Green)
  - Warning (Yellow)
  - Ready / Auto (Green)
  - Supplying Load (Green)
- Push buttons for easy operation
  - Manual or Auto Start
  - Engine Start or Stop
  - Alarm Cancel & Fault Reset
  - Scrolling Arrows for Diagnostic Information
    - System kW output display
    - Line output & frequency display
    - Engine diagnostic display
      - Oil pressure
      - Engine temperature
      - Battery
    - System hours
      - Running hours
      - kW hours
      - Time to service
  - Alarm list – warnings / shutdowns are date & time stamped
    - Fuel level: warning – 15%; shutdown – 5%
    - Overspeed protection: shutdown – 115%
    - Oil pressure: warning – 25 psi; shutdown – 20 psi
    - Coolant temperature: warning – 220°F; shutdown – 230°F
    - Battery voltage: over – 15VDC; under – 11VDC
    - Generator over voltage: warning – 110%; shutdown – 111%
    - Generator under voltage: warning – 87%; shutdown – 86%
    - Generator over frequency: warning – 105%; shutdown – 110%
    - Generator under frequency: warning – 95%; shutdown – 90%
    - Over current shutdown



## ELECTRICAL SYSTEM AND CONTROLS

- Individual floodlight circuits with 15A breakers
- Ballast indicator lights
- 90A start limit breaker (assures no load condition exists before starting)
- Standard individually breakered convenience outlets:
  - (2) 120 VAC 20 Amp GFCI duplex outlets (Nema 5-20R type)
  - (2) 240 VAC 30 Amp twistlock outlets (Nema L6-30R type)
  - (2) 240 VAC 50 Amp twistlock outlets (Non Nema 6369)
- 720 CCA wet cell battery

## FLOODLIGHTS

- Four light fixtures – 1000 watts each - metal halide



- Oval aluminum reflector
- Tempered glass lens
- Silicone gaskets for moisture and dust protection
- Individual floodlight On/Off switches

## **WIRING**

- All wiring is sized to the amperage draw required
- AC & DC wiring diagrams are provided

## **MAST**

- 30' maximum extension, 3-section, tubular steel
- Self-lubricating, graphite guides on all sides of mast tubes
- Industrial black powder coat finish
- Automatic locking system in horizontal position for travel
- 1500 lb. automatic self-braking winches
- 360° rotation with locking system
- Coiled mast cord
- Dual winch system located at ergonomic height allowing single person operation
- Equipped with single lifting eye and fork pockets

## **ENCLOSURE**

- Steel enclosure – 14-gauge
  - UV& fade resistant, high temperature cured, white polyester powder paint
  - 68 dB(A) at 23 feet – prime power
- Stainless steel hinges on doors
- Multi-lingual operating/safety decals
- License plate holder with light
- Manual holder with operating/parts manuals

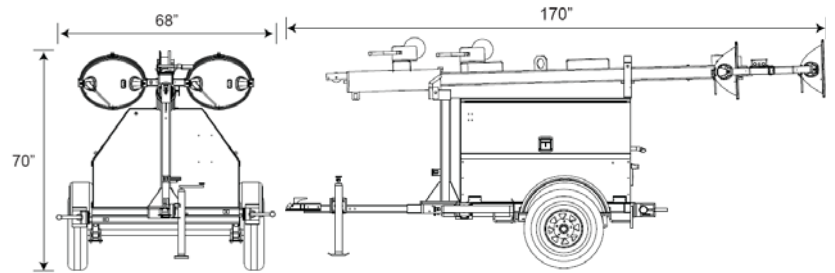
## **TRAILER**

- Mast support - 3" square tube, 1/4" wall
- Removable tongue - 48" long
- Tubular steel frame - 3/16" wall
- Four, 2000 lb. adjustable leveling jacks – 4 point stance
- All jacks transport and lock in horizontal position for storage
- Side outriggers - 11' 8" span
- Safety chains with spring loaded safety hooks
- 2" ball hitch
- Single wall polyethylene fenders
- DOT approved tail, side, brake, and directional lights
  - Recessed rear lights
- 3000 lb. leaf spring axle
- P205/75R15 – 6 ply
- 58 in. axle span



## WEIGHTS & DIMENSIONS

- Dry weight: 2158 lbs (979 kg)
- Operating weight: 2556 lbs (1159 kg)
- Mast stowed: 170 x 68 x 70 in (4.32 x 1.73 x 1.78 m)



## WARRANTY

- Engine and generator covered under OEM warranty – consult factory for details.

## CERTIFICATIONS

- CSA certified

---

## MLT4250 Options

### COOLANT OPTIONS

- ◆ 60/40 Coolant, 60% Ethylene glycol

### ENGINE OPTIONS

- ◆ Heated fuel filter
- ◆ Oil drain valve kit
- ◆ Lower radiator hose – engine heater

### ELECTRICAL CONTROLS OPTIONS

- ◆ 720 CCA gel cell battery
- ◆ 685 CCA gel cell battery
- ◆ Battery disconnect
- ◆ Battery charger – 2A trickle
- ◆ Autolight controller
- ◆ Alternative receptacle panel – consult factory for configurations

### CABINET OPTIONS

- ◆ Interior cabinet light
- ◆ Level indicator
- ◆ Liquid containment / Quiet pack

### HITCH OPTIONS

- ◆ 2.5" lunette ring
- ◆ 3" lunette ring
- ◆ 3" HD lunette ring
- ◆ 2 5/16" ball
- ◆ Combination hitch – 2.5" lunette ring / 2" ball



## **TRAILER OPTIONS**

- ◆ Tube and sleeve jack
- ◆ 6 pin or 7 spade connectors
- ◆ Spare tire and carrier
- ◆ Parking brake
- ◆ Electric brakes
- ◆ Surge brakes

## **LIGHT OPTIONS**

- ◆ High pressure sodium, quick disconnect lights

## **MAST CORD OPTIONS**

- ◆ Drape cord

## **MAST, WINCH, & FINISH OPTIONS**

- ◆ Galvanized, manual, dual winch
- ◆ Galvanized, electric, dual winch
- ◆ Galvanized, electric, dual winch, quick disconnect
- ◆ Black, electric, dual winch
- ◆ Black, electric, dual winch, quick disconnect

